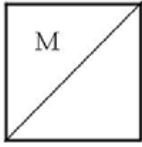
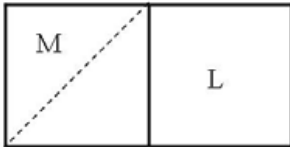


Flying geese block:

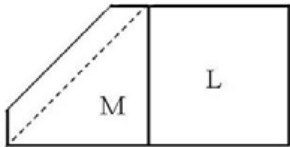
Draw a diagonal line on back of each of 2 squares M



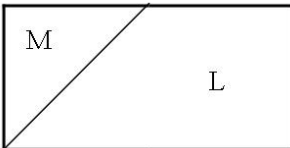
Place one M piece RST on one L rectangle. Stitch on line.



Trim off corner.



Press open.



Repeat with another M piece on other end of L

